

MADISON COUNTY

January – June 2020 Overdose Deaths (48) & a Breakdown of Overdose Deaths in African Americans (7)

TYPE OF DRUG			
All Overdoses		Overdoses Involving Opioids	
Fentanyl	14	Fentanyl	14
Methamphetamine	8	Fentanyl & Methamphetamine	7
Fentanyl & Methamphetamine	7	Fentanyl & Cocaine	2
Fentanyl & Cocaine	2	Cocaine, Methamphetamine & Fentanyl	1
Alcohol	1	Fentanyl & Amphetamine	1
Cocaine	1	Fentanyl & Morphine	1
Cocaine, Methamphetamine & Fentanyl	1	Fentanyl, Hydrocodone, Codeine & Alprazolam	1
Diphenhydramine & Ethanol	1	Fentanyl, LSD, Quinine & Fentanyl	1
Fentanyl & Amphetamine	1	Fentanyl, Methamphetamine & Heroin	1
Fentanyl & Morphine	1	Fentanyl, Methamphetamine, Amphetamine & Alprazolam	1
Fentanyl, Hydrocodone, Codeine & Alprazolam	1	Fentanyl, Mitragynine, Diphenhydramine, Alprazolam & Alcohol	1
Fentanyl, LSD, Quinine & Fentanyl	1	Fentanyl, Oxycodone, Diazepam & Ethanol	1
Fentanyl, Methamphetamine & Heroin	1	Hydrocodone & Alprazolam	1
Fentanyl, Methamphetamine, Amphetamine & Alprazolam	1	Oxycodone	1
Fentanyl, Mitragynine, Diphenhydramine, Alprazolam & Alcohol	1	Prescription Opiate	1
Fentanyl, Oxycodone, Diazepam & Ethanol	1	Sertraline, Clonazepam, Fentanyl & Olanzapine	1
Hydrocodone & Alprazolam	1	Overdoses Not Involving Opioids	
Mirtazapine	1	Methamphetamine	8
Oxycodone	1	Alcohol	1
Prescription Opiate	1	Cocaine	1
Sertraline, Clonazepam, Fentanyl & Olanzapine	1	Diphenhydramine & Ethanol	1
		Mirtazapine	1

Opioids vs. Non-Opioids



In 2019, there were a total of 95 overdose deaths in Madison County. Opioids were involved with 69% of the overdoses; non-opioids were involved with 31%.

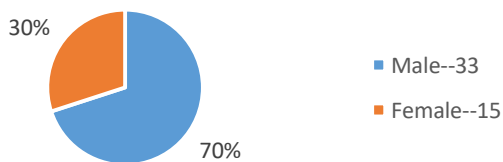
TYPE OF DRUG IN AFRICAN AMERICANS

All Overdoses		Overdoses Involving Opioids	
Fentanyl	2	Fentanyl	2
Fentanyl & Cocaine	2	Fentanyl & Cocaine	2
Fentanyl & Methamphetamine	1	Fentanyl & Methamphetamine	1
Fentanyl, Hydrocodone, Codeine & Alprazolam	1	Fentanyl, Hydrocodone, Codeine & Alprazolam	1
Methamphetamine	1	Overdoses Not Involving Opioids	
		Methamphetamine	1

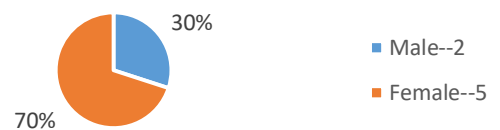
Opioids vs. Non-Opioids In African Americans



Overdose Death by Gender



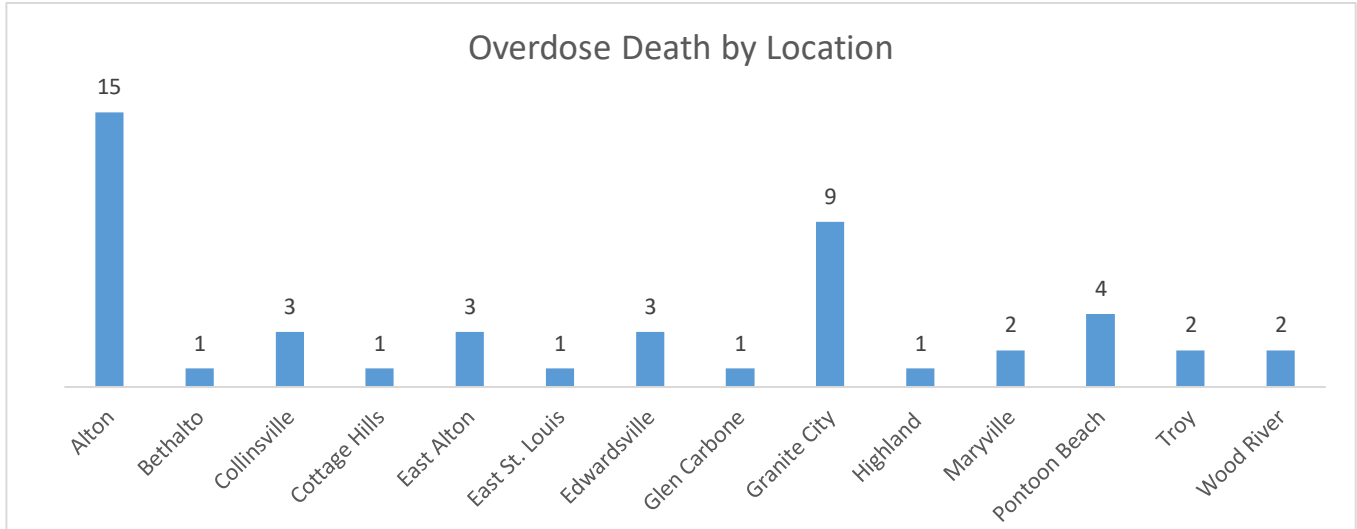
Overdose Deaths by Gender in African Americans



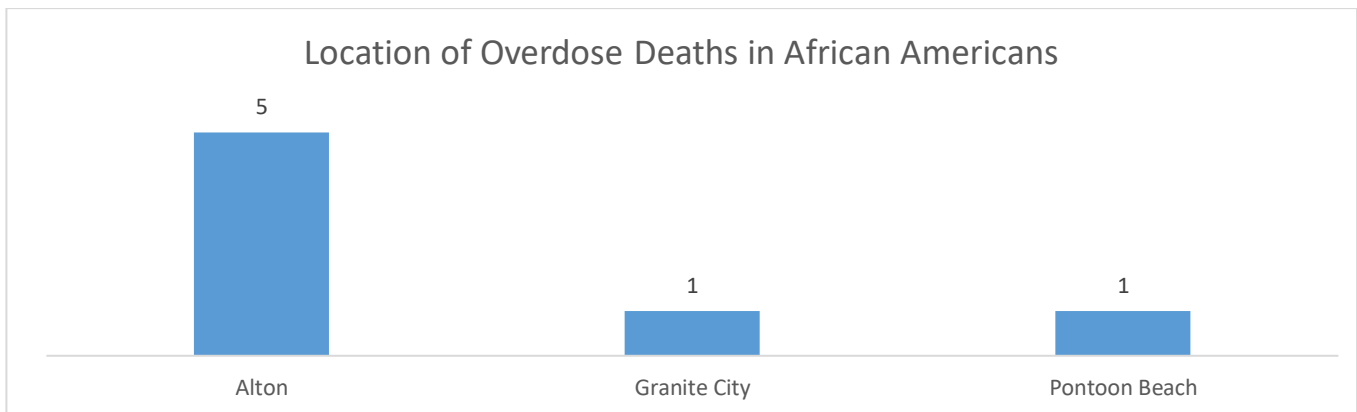
Overdose Deaths by Age

In African Americans

Youngest	Fetal demise	Fetal demise
Oldest	85	47
Mean Average	43	28



Note: The East St. Louis death was in St. Clair County.



Data Source: Madison County Coroner's Office

Compiled by: Chestnut Health Systems, Prevention Department

For more information: SR-Narcan@Chestnut.org ; 618-975-6614