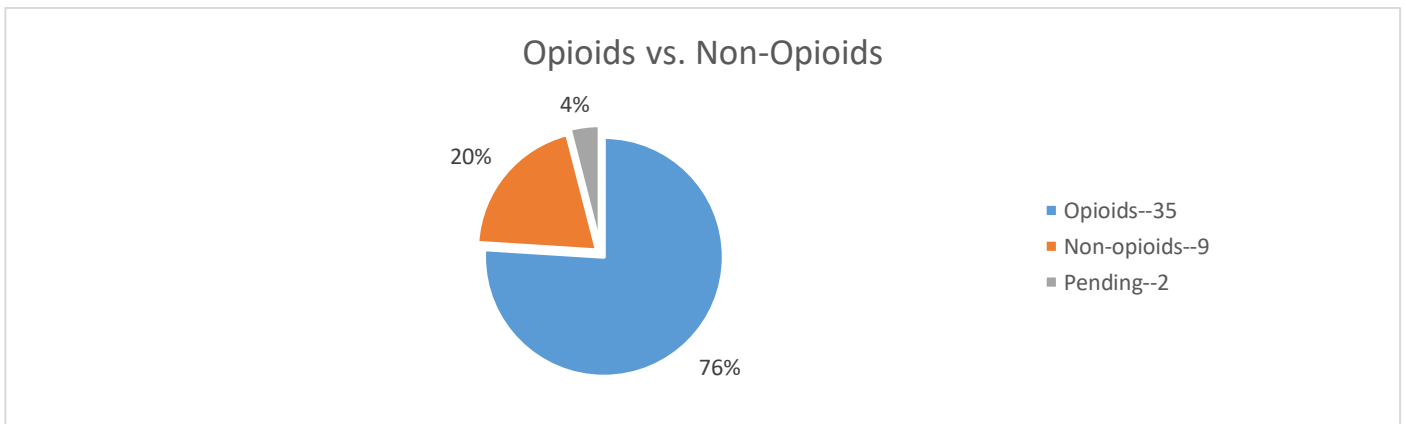


ST. CLAIR COUNTY

January – May 2020 Overdose Deaths (46) & a Breakdown of Overdose Deaths in African Americans (22)

TYPE OF DRUG			
All Overdoses		Overdoses Involving Opioids	
Fentanyl	12	Fentanyl	12
Cocaine, fentanyl	5	Cocaine, fentanyl	5
Alcohol	4	Methamphetamine, fentanyl	4
Methamphetamine, fentanyl	4	Fentanyl, antidepressants	3
Fentanyl, antidepressants	3	Cocaine, methamphetamine, fentanyl	2
Cocaine	2	Alcohol, antidepressants	1
Cocaine, methamphetamine, fentanyl	2	Cocaine, heroin, fentanyl	1
Alcohol, antidepressants	1	Fentanyl, antidepressants, xylazine	1
Alcohol, prescription medication	1	Fentanyl, cocaine, oxycodone	1
Cocaine, heroin, fentanyl	1	Fentanyl, methamphetamine	1
Cocaine, methamphetamine	1	Heroin, cocaine, fentanyl	1
Fentanyl, antidepressants, xylazine	1	Heroin, fentanyl	1
Fentanyl, cocaine, oxycodone	1	Methamphetamine, heroin, morphine	1
Fentanyl, methamphetamine	1	Methamphetamine, heroin, fentanyl	1
Heroin, cocaine, fentanyl	1	Overdoses Not Involving Opioids	
Heroin, fentanyl	1	Alcohol	4
Methamphetamine	1	Cocaine	2
Methamphetamine, heroin, morphine	1	Alcohol, prescription medication	1
Methamphetamine, heroin, fentanyl	1	Cocaine, methamphetamine	1
Pending	2	Methamphetamine	1



In 2019, there were a total of 83 overdose deaths in St. Clair County. Opioids were involved with 67% of the overdoses; non-opioids were involved with 33%.

Overdose by Race



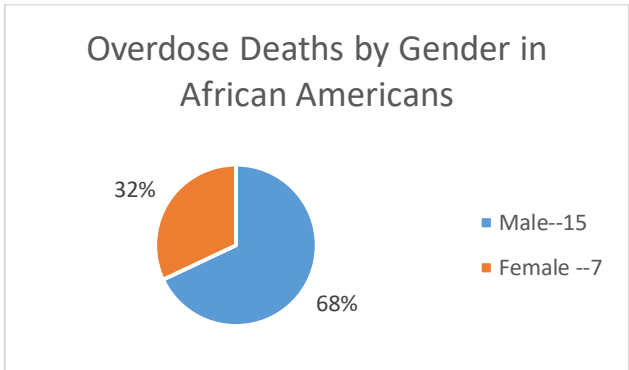
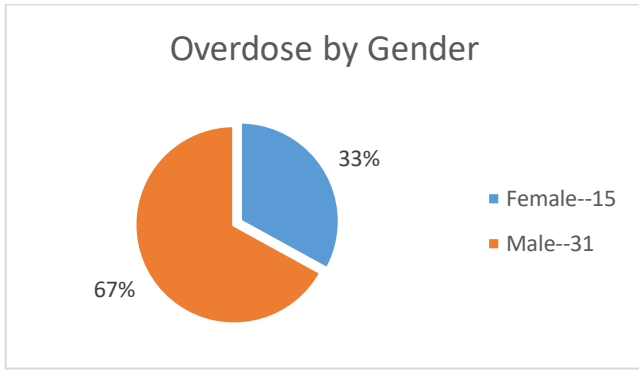
There were 24 overdose deaths in African Americans in 2019, which accounted for 29% of all overdose deaths. Between January and May of 2020, overdose deaths in African Americans went up 66% compared to all of 2019.

TYPE OF DRUG IN AFRICAN AMERICANS

All Overdoses		Overdoses Involving Opioids	
Fentanyl	5	Fentanyl	5
Cocaine, fentanyl	3	Cocaine, fentanyl	3
Alcohol	2	Fentanyl, antidepressant	2
Cocaine	2	Cocaine, heroin, fentanyl	1
Fentanyl, antidepressant	2	Cocaine, methamphetamine, fentanyl	1
Alcohol, antidepressants	1	Fentanyl, antidepressants, xylazine	1
Cocaine, heroin, fentanyl	1	Fentanyl, cocaine, oxycodone	1
Cocaine, methamphetamine	1	Heroin, cocaine, fentanyl	1
Cocaine, methamphetamine, fentanyl	1	Overdoses Not Involving Opioids	
Fentanyl, antidepressants, xylazine	1	Alcohol	2
Fentanyl, cocaine, oxycodone	1	Cocaine	2
Heroin, cocaine, fentanyl	1	Alcohol, antidepressants	1
Pending	1	Cocaine, methamphetamine	1

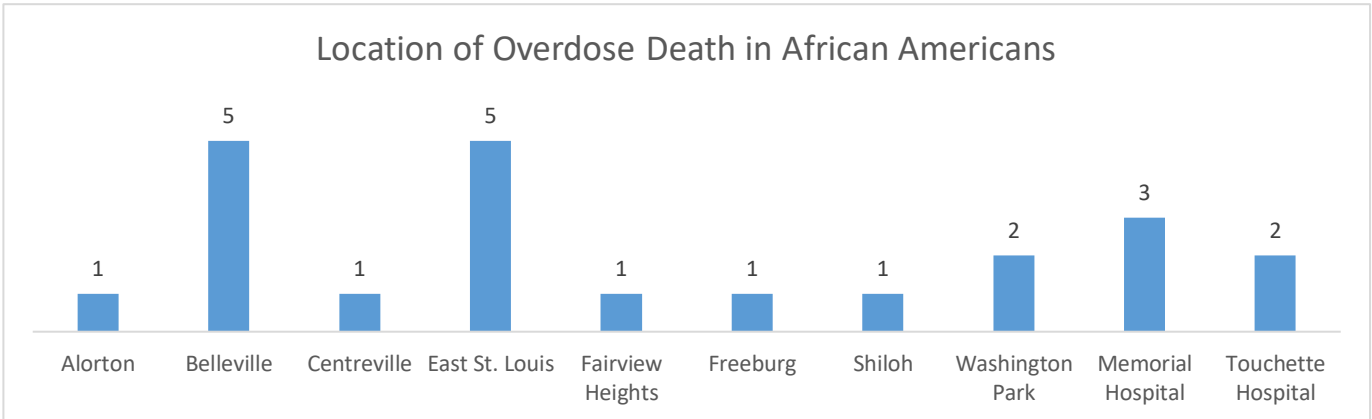
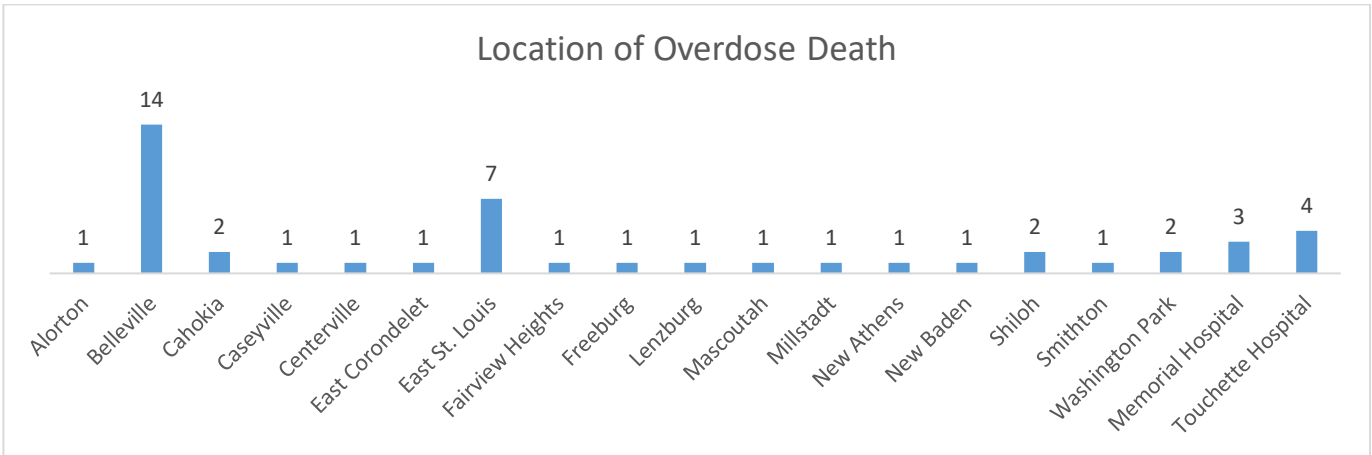
Opioids vs. Non-Opioids in African Americans





Overdose Deaths by Age in All Overdose Deaths and the African American Population

Youngest	21
Oldest	66
Mean Average	40



Data Source: St. Clair County Coroner's Office

Compiled by: Chestnut Health Systems, Prevention Department

For more information: SR-Narcan@Chestnut.org ; 618-975-6614